

MERCHANDISING EQUIPMENT



Versa Food Service System

The Versa Food Service System provides custom design without the custom price. This stylish, completely portable system goes anywhere and keeps food cold with either ColdFest® pans or Buffet Camchillers®. Whether it's space considerations, frequent menu changes or merchandising requirements, the Versa Food Service System offers unequalled versatility.

- Ergonomic design with enhanced portability.
- One person can set-up or knock-down the sneeze guards and tray rails for transport or storage in only 30 seconds.
- All-weather material is durable and easy to clean.
- Countless configurations to fit any food service need.
- Easily fits through a standard 3' (91,5 cm) doorway with the sneeze guards and tray rails knocked down. Knocked down width: 32½" (83 cm).
- Ergonomic, molded-in handles on both sides ensure easy maneuvering.
- Design provides new merchandising options.
- All components are fully compliant with NSF requirements.



Shown with optional Tray Rails, End Table, Heavy Duty Casters and Food Pans.



Versa Work Table

5 or 6 Feet (152 or 183 cm)

This multipurpose table is perfect as a display or self-serve station for beverages or packaged foods. Use with or without well covers.



Versa Straight Connector

Easily and safely attach multiple components together to create a contiguous system. Use to connect multiple Versa Food Bars, Versa Work Tables or a combination.




Versa Corner Connector

Maximize space and merchandising options. Use to connect multiple Versa Food Bars, Versa Work Tables or a combination.



**Sneeze Guards Are Compliant
With Current NSF Requirements**



Buffet Camchillers®

Extend safe, cold holding time without ice. Dual-sided Buffet Camchillers hold 2½" (6,5 cm) and 4" (10 cm) pans. Fits in the Versa Food Bar® and Versa Work Table.



Versa Cart

Holds electrical equipment such as a computer or check-out terminal. Adjustable shelf can hold a printer. Front panel makes electrical access convenient and the security cable anchor keeps electronics protected. Tray rails easily adjust to a lower height.



Versa Cart Keyboard Tray

Convenient, pull-out keyboard tray improves ergonomics and fits inside the standard lockable drawer.



Versa Food Bar® Lighting Package

Enhance your foodservice presentation with the LED lighting accessory. Available in long-lasting battery model or plug-in model. Contact your Cambro representative for more information.

Versa Food Service System

Whether you're looking to maximize space, improve traffic flow, add merchandising space or create an upscale salad bar, the Versa Food Service System has you covered.

Set-up or knock-down the sneeze guard and tray rails in seconds for easy transport or storage!



Versa Food Bar®

5 or 6 Feet (152 or 183 cm)

The main component of the system is versatile and mobile. Knock-down sneeze guards allow for easy cleaning and set-up. Add an end table to hold trays or plates.

Shown with optional Tray Rails, End Table, Heavy Duty Casters and Food Pans.



Standard height model.

CODE	DESCRIPTION	OVERALL EXTERIOR DIMENSIONS L x W x H	FULL PAN SIZE CAPACITY	WELL INTERIOR DIMENSIONS L x W x H	CASE LBS. (CUBE)
Versa Food Bars - Standard Height					
VBR5	5' with Standard Casters	69" x 42½" x 62¾"	4	52⅝" x 21" x 7⅞"	184 (39.10)
VBRHD5	5' with Heavy Duty Casters	69" x 42½" x 62¾"	4	52⅝" x 21" x 7⅞"	194.9 (39.10)
VBR6	6' with Standard Casters	82" x 42½" x 62¾"	5	65⅝" x 21" x 7⅞"	219 (45.95)
VBRHD6	6' with Heavy Duty Casters	82" x 42½" x 62¾"	5	65⅝" x 21" x 7⅞"	229.5 (45.95)
Versa Food Bars - Low Height					
VBRL5	5' with Standard Casters	69" x 42½" x 55¾"	4	52⅝" x 21" x 7⅞"	175 (39.10)
VBRLHD5	5' with Heavy Duty Casters	69" x 42½" x 55¾"	4	52⅝" x 21" x 7⅞"	181.9 (39.10)
VBRL6	6' with Standard Casters	82" x 42½" x 55¾"	5	65⅝" x 21" x 7⅞"	202.5 (45.95)
VBRLHD6	6' with Heavy Duty Casters	82" x 42½" x 55¾"	5	65⅝" x 21" x 7⅞"	213 (45.95)
Versa Work Tables - Standard Height					
VBRT5	5' with Standard Casters	69" x 27" x 36¼"	4	52⅝" x 21" x 7⅞"	125 (24.01)
VBRTHD5	5' with Heavy Duty Casters	69" x 27" x 36¼"	4	52⅝" x 21" x 7⅞"	135.5 (24.01)
VBRT6	6' with Standard Casters	82" x 27" x 36¼"	5	65⅝" x 21" x 7⅞"	142.5 (28.22)
VBRTHD6	6' with Heavy Duty Casters	82" x 27" x 36¼"	5	65⅝" x 21" x 7⅞"	153 (28.22)
Versa Work Tables - Low Height					
VBRTL5	5' with Standard Casters	69" x 27" x 29¼"	4	52⅝" x 21" x 7⅞"	112 (24.01)
VBRTLHD5	5' with Heavy Duty Casters	69" x 27" x 29¼"	4	52⅝" x 21" x 7⅞"	122.5 (24.01)
VBRTL6	6' with Standard Casters	82" x 27" x 29¼"	5	65⅝" x 21" x 7⅞"	129.5 (28.22)
VBRTLHD6	6' with Heavy Duty Casters	82" x 27" x 29¼"	5	65⅝" x 21" x 7⅞"	140 (28.22)

InStock Food Bar, Work Table, Cart Colors: Black (110). Made to order Colors: Bronze (146), Hot Red (158), Navy Blue (186), Kentucky Green (519). Case Pack: 1

Versa Food Service System

CODE	DESCRIPTION	OVERALL EXTERIOR DIMENSIONS L x W x H	CASE LBS. (CUBE)
Versa Cart			
VCSWR	With Dual Tray Rails and Standard Casters	52 $\frac{3}{4}$ " x 32 $\frac{1}{4}$ " x 43"	127 (37.27)
VCSWRHD	With Dual Tray Rails and Heavy Duty Casters	52 $\frac{3}{4}$ " x 32 $\frac{1}{4}$ " x 43"	138.4 (37.27)
VCS	With Standard Casters and no Tray Rails	32" x 32 $\frac{1}{4}$ " x 43"	117.5 (37.27)
VCSHD	With Heavy Duty Casters and no Tray Rails	32" x 32 $\frac{1}{4}$ " x 43"	128.8 (37.27)
Connectors			
VBRC	Straight Connector - Bar to Bar	27" x 19" x 4 $\frac{1}{4}$ "	10.58 (1.46)
VBRC90	Corner Connector - Bar to Bar	36" x 36" x 4 $\frac{1}{4}$ "	21.26 (3.66)
VCS32CNT	Connector - Cart to Standard Height Bar / Table	27" x 20 $\frac{3}{8}$ " x 3 $\frac{1}{4}$ "	10.75 (1.20)
VCSCNL	Connector - Cart to Low Height Bar / Table	27" x 20 $\frac{3}{8}$ " x 8 $\frac{1}{2}$ "	14.62 (2.56)

Case Pack: 1



Colors

InStock Food Bar, Work Table,
Cart Colors: Black (110).

Made to Order Colors: Bronze (146),
Hot Red (158), Navy Blue (186),
Kentucky Green (519).

Tray Rails & End Table Colors:

Granite Gray (191), Sandstone (614).

Connector Colors: Black (110),
Bronze (146), Hot Red (158),
Navy Blue (186), Kentucky Green (519).

Versa Food Bar is covered under
U.S. Patent D 615,323 S and D 620,730.
All other parts patent pending.

Granite Gray (191) is the standard color
for rails. Bronze (146) colored food bars,
tables and carts have Sandstone (614)
rails.



Cart Colors

110	Black	186	Navy Blue
146	Bronze	519	Kentucky Green
158	Hot Red		

Tray Rail Colors

191	Granite Gray	614	Sandstone
-----	--------------	-----	-----------

Table Top Food Bars, Buffet Bars & Ultra Bars



Table Top Food Bars

- Turn a 4'-6' (122-183 cm) table into a double-sided self service buffet or beverage station.
- Thick, foam-insulated ice well holds ice for hours.
- Drain plug allows quick and easy clean-up.



4FBRTT Table Top Food Bar



BUF48 Buffet Bar Base

Merchandises soft drinks on ice to increase beverage sales.

Buffet Bars

- Ideal for holding snacks and cold beverages.
- The Buffet Bar with Sneeze Guard is perfect for single-sided, self-serve buffets.



FSG480 Sneeze Guard

The Free Standing Sneeze Guard is the perfect showcase for salad or dessert items.



BBR480 Buffet Bar with Sneeze Guard

Ultra Bars

- Feature a protected storage cabinet below for extra trays and supplies.
- Sliding doors on both sides provide easy access to storage area.



Ultra Bars: 6UBR, 5UBR
End Table Height: 33 3/4"
Tray Rail Height: 34 1/2"
5" Casters: 4 swivel with brake

Shown with optional
 End Tables, Tray
 Rails, Crock and
 Salad Bowl Holders.



FBRTBL, End Table down.

CODE	OVERALL EXTERIOR DIMENSIONS	FULL SIZE PAN CAPACITY	WELL INTERIOR DIMENSIONS	CASE LBS. (CUBE)
Table Top Model Food Bars				
6FBRTT	L x W x H 71 1/2" x 33 3/4" x 27"	5	L x W x D 62 7/8" x 20 1/8" x 6 1/2"	111 (17.57)
5FBRTT	63 1/2" x 33 3/4" x 27"	4	50 1/16" x 20 7/8" x 6 1/2"	98 (16.26)
4FBRTT	51" x 33 3/4" x 27"	3	37 1/4" x 20 7/8" x 6 1/2"	85 (16.26)
Buffet Bars				
BUF72	L x W x H 67 1/2" x 24" x 7"	5	L x W x D 62 7/8" x 20 7/8" x 5"	28 (6.62)
BUF48	41 13/16" x 24" x 7"	5	37 1/4" x 20 7/8" x 6 1/2"	21 (3.80)
Free Standing Sneeze Guards				
FSG720	L x W x H 73 3/8" x 16 1/2" x 24 1/2"		L x W 67 1/2" x 15 1/4"	33.50 (6.80)
FSG480	48" x 16 1/2" x 24 1/2"		42" x 15 1/4"	25 (4.30)
Buffet Bars w/Sneeze Guard				
BBR720	L x W x H 73 3/8" x 24 1/8" x 24 1/2"	5	L x W x D 62 7/8" x 20 7/8" x 5"	67 (20.74)
BBR480	48" x 24 1/8" x 24 1/2"	3	37 1/16" x 20 7/8" x 5"	50 (10.88)
Ultra Food Bars with Cabinet Base				
6UBR	L x W x H 71 1/2" x 32 3/4" x 52 1/2"	5	L x W x D 62 7/8" x 20 7/8" x 6 1/2"	160 (42.15)
5UBR	63 3/8" x 33 3/4" x 52 1/2"	4	50 1/16" x 20 7/8" x 6 1/2"	161 (39.50)

InStock Color: Black (110), Kentucky Green (519). **Case Pack:** 1

www.cambro.com

Food Bar Colors: Black (110), Navy Blue (186), Kentucky Green (519), Hot Red (158).
Divider Bar Colors: White (148), Clear (135).

Crock Holder and Salad Bowl Holders available in White (148), Granite Gray (191), Sandstone (614).



BUF48 and FSG480 can be shipped by parcel carrier.

1.800.833.3003

Food Bar Accessories

Every Accessory You Need

- Crock and Salad Bowl Holders highlight and organize salads, condiments and dressings.
- Tray Rails offer convenience for your patrons.

- Divider Bars securely hold Food Pans in place, providing greater flexibility.
- See Camwear® Food Pans and Crock section for more information.

Versa Cart Tray Rail Colors:
Granite Gray (191), Sandstone (614).

Versa Food Bar and Cart Rail Colors:
Granite Gray (191), Sandstone (614).

Versa End Table Colors:
Granite Gray (191), Sandstone (614).

Vinyl Cover Color: Opaque (000).

Sign Holder Color: Clear (152).

Buffet Camchiller® Color:
Cold Blue (159).

Divider Bar Colors: White (148), Clear (152).

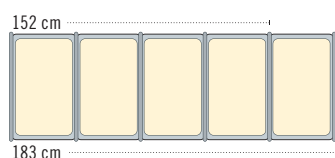
Well Cover Colors: Black (110), Bronze (146), Hot Red (158), Navy Blue (186), Kentucky Green (519).

Keyboard Tray Color: Black (110).

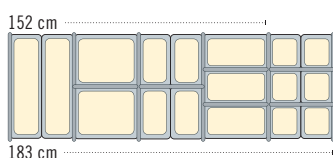
Crock, Salad Bowl Holders Colors:
White (148), Granite Gray (191), Sandstone (614)

Buffet Camchiller is covered under U.S. Patent D 618, 476 S.

* Items are not NSF Listed

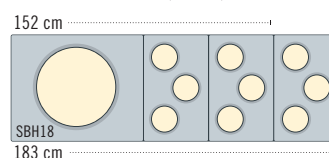


- 6 ft. models hold 5 full size Pans with Divider Bars
- 5 ft. models hold 4 full size Pans with Divider Bars

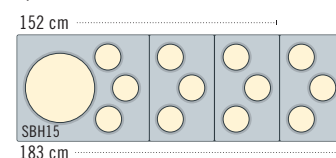


- Fractional Size Pans can be used in many variations with Divider Bars. Mix and match sizes to fit your needs.

Two Salad Bowl Holder models available, SBH18 and SBH15. Crock Holder, CPH3, holds 1.5 and 2.7 qt. crocks.



- 6 ft. models hold a Salad Bowl Holder and 3 ea. Crock Holders
- 5 ft. models hold a Salad Bowl Holder and 2 ea. Crock Holders



CODE	DESCRIPTION	OVERALL EXTERIOR DIMENSIONS	CASE LBS. (CUBE)	CASE PACK
FBR6R*	Tray Rail for 6' - Ultra Food Bar	70" L x 8" W x 1½" D	15 (1.45)	1
FBR5R*	Tray Rail for 5' - Ultra Food Bar	63½" L x 8" W x 1½" D	14.25 (1.19)	1
VBRR5	Tray Rail for 5' - Versa Food Bar	53" L x 11½" W x 4½" H	12.66 (1.81)	1
VBRR6	Tray Rail for 6' - Versa Food Bar	66" L x 11½" W x 4½" H	15.57 (2.31)	1
VCS32R	Tray Rail for - Versa Cart	28" L x 11½" W x 5" H	8.06 (1.09)	1
FBRTBL*	End Table for Ultra Food Bar	16¼" L x 21" W x 4¾" D	9.59 (1.05)	1
VBRTBL	End Table For Versa Bars and Versa Tables	27" L x 22" W x 4½" H	12.00 (2.55)	1
LED54LIGHTPKG	Lighting Accessory for Versa Food Bar	54" L	2.86 (0.57)	1
VBRCVR5*	Vinyl Cover for 5' Versa Food Bar	73" L x 43½" W x 46" H	8 (0.25)	1
VBRCVR6*	Vinyl Cover for 6' Bar	83" L x 43½" W x 46" H	9 (0.25)	1
VBRTCVR5*	Vinyl Cover for 5' Table	70" L x 33½" W x 21" H	4 (0.25)	1
VBRTCVR6*	Vinyl Cover for 6' Table	83" L x 33½" W x 21" H	5 (0.25)	1
VCSCVR*	Vinyl Cover for Versa Cart	42" L x 33" W x 36" H	3.5 (0.25)	1
VBRSHTS	Versa Food Bar Sign Holder	36" L x 6" W x 9¼" H	9 (3.33)	1
DIV12	12" Divider Bars	12¾" L	0.5 (0.02)	3
DIV20	20" Divider Bars	20⅞" L	3.1 (0.10)	3
CPH3	Crock Holder Holds 1.5 & 2.7 qt	12⅞" L x 20⅞" W	2.2 (0.29)	1
SBH15	Salad Bowl Holder Holds a 15" Bowl and 3 Crocks	25¼" L x 20⅞" W	4.50 (0.66)	1
SBH18	Salad Bowl Holder Holds an 18" Bowl	25¼" L x 20⅞" W	4.50 (0.66)	1
CPB1220	Buffet Camchiller for Versa Food Bar	18½" L x 12⅝" W x 4" H	10.82 (0.62)	1
VBRWC	Versa Well Cover for Versa Food Bar/Table	20⅞" L x 13" W x 2" H	3.72 (0.40)	1
VCS32KEYT	Versa Cart Keyboard Tray	20⅞" L x 10⅞" W x 2" H	2.64 (0.39)	1

Versa Food Bar Tray Rails, End Table InStock Color: Granite Gray (191). **Versa Food Bar Well Cover InStock Color:** Black (110).

1.800.833.3003

USA / Merchandising



CamKiosk® System – Every Event Or Location Is An Opportunity For Profits.

- Build sales off premise and in non-traditional locations.
- Two insulated food storage cabinets maintain safe hot or cold food and/or beverage temperatures for hours.
- Use Optional Well Covers to cover food pan wells and increase countertop space.
- Durable, all-weather polyethylene exterior with foam insulation will not crack, dent, bubble, chip, rust or break.
- Heavy duty 6" (15,2 cm) casters roll smoothly from kitchen to location then lock in place.



KVC854U
Cart w/4 pan wells & umbrella.

CamKiosk® Carts



Telescoping poles enable canopy to lower 12" for quick and easy storage.



KVC854U Cart w/4 pan wells & canopy.



Cart Colors

186 Navy Blue

158 Hot Red

191 Granite Grey

192 Granite Green

519 Kentucky Green

426 Black Base with Granite Grey Top & Doors

Canopy Colors

157 Beige

519 Kentucky Green

Beige/
Kentucky Green

Umbrella Color

Personalize your CamKiosk Cart to promote your brand.

Canopy Trim and Top Panel

Call 714-230-4125 for a quote.

Front Display Panel

(Cruising Café® panel standard)

Set Up Charge per Panel \$ 135.00

Charge NET per Color 10.00



Conveniently located, lockable cash box (included) can also be kept in dry storage compartment.



Camchillers® keep packaged foods cold during transport and service. Place directly on top of food pan wells or at the top of the CamKiosk insulated holding cabinet.



Bridge connector joins CamKiosk and hand sink to create greater contiguous work space and under-counter storage.

CODE	FULL SIZE PAN WELLS	OVERALL DIMENSIONS L x W x H	CASE LBS. (CUBE)
CamKiosk Carts			
KVC854	4	85½" x 33½" x 70½"	302 (64.6)
KVC854C	4	85½" x 33½" x 94"	364 (90.899)
KVC854U	4	85½" x 60½" x 99"	345 (66.0)
KVC856	6	85½" x 33½" x 70½"	305 (64.6)
KVC856C	6	85½" x 33½" x 94"	349 (90.4)
KVC856U	6	85½" x 60½" x 99"	343.2 (72.54)

C: Canopy U: Umbrella

Holding Capacity Per Compartment

Two holding cabinets store hot or cold food in Gastronorm Food Pans with Covers.

12 GN ¼ full size 2½" deep pans or
8 GN ¼ full size 4" deep pans or
6 GN ¼ full size 6" deep pans or
4 GN ¼ full size 8" deep pans or
4 each 2025 Camtrays or
8 each 3253 Camtrays



4 well top with work space



6 well top

Bridge Connector & Well Cover Colors:

Black (110), Hot Red (158), Navy Blue (186), Kentucky Green (519), Granite Gray (191), Granite Green (192).

6" Casters: 2 fixed, 2 swivel, 2 with brake.

Cutting Board Color: White (148).

Camchiller® Color: Cold Blue (159).

ThermoBarrier® Color: Slate Blue (401).



Camchiller & ThermoBarrier

CODE	DESCRIPTION	DIMENSIONS L x W x H	CASE LBS. (CUBE)	CASE PACK
Optional Accessories				
CB1220	Cutting Board	21" x 13½" x ½"	4 (0.31)	1
CP814	8" x 14" Camchiller®	1½" x 8" x 14"	3.8 (0.19)	1
CP1210	Camchiller GN Half size	10¾" x 12¾" x 1½"	3.8 (0.18)	1
CP1220	Camchiller GN Full size	20¼" x 12¾" x 1½"	8.15 (0.32)	1
KMC24	Bridge Connector	32¼" x 23" x 38¾"*	33.2 (5.52)	1
WCR1220	Well Cover	21" x 13" x 2"	5 (0.55)	1
1600DIV	ThermoBarrier® Insulated Shelf	20¾" x 13¾" x 1½"	6.17 (0.55)	2

* Assembled dimensions for KMC24.

www.cambro.com

CamKiosk® Hand Sink Cart, Work Station & Equipment Stand

Hand Sink Cart

- Self-contained, electric hand washing system can be used alone or with CamKiosk Cart.
- Run hot and cold water for up to 70 hand washings.
- Includes: double sinks, two 5-gallon (19 L) fresh water tanks, two 7½-gallon (28,5 L) waste-water bins, hand soap dispenser & paper roll holder.
- Durable polyethylene will not crack, dent, bubble, chip or break.
- Hand Sink Cart is designed for hand washing. It contains no filter for purifying water for drinking.
- Faucet is compliant with lead-free regulations.

Colors: Granite Gray (191), Granite Green (192), Navy Blue (186), Hot Red (158), Kentucky Green (519), Black Base with Granite Gray Top & Doors (426).

6" Casters: 2 fixed, 2 swivel, 2 with brake.

Hand Sink Cart is covered by U.S. Patent D 409,732 & by Patent 6,173,458 B1.

† 220 volt model includes CEE7 type Euro plug.



Water pump only.



Hand Sink Water Pump, UL & CE approved.



Water heater and water pump draw a maximum of 11.25 amps and 0.7 amps, respectively. Hand Sink Cart electrical system runs on an average 10 amps.

ADA faucet available. Contact Cambro Customer Service for information.



CODE	VOLTAGE	DIMENSIONS L x W x H	CASE LBS. (CUBE)
KSC402	110	40⅞" x 32½" x 45½"	209.97 (39.41)
KSC402220†	220	40⅞" x 32½" x 45½"	209.97 (39.41)

Case Pack: 1

Work Station

- Use to merchandise menu items or to complete sales transactions.
- Large dry storage cabinet below is perfect for holding supplies.
- Paper roll towel dispenser included.
- Extremely durable all-weather polyethylene will not crack, dent, bubble, chip, rust or break.

Colors: Granite Gray (191), Granite Green (192), Navy Blue (186), Hot Red (158), Kentucky Green (519), Black Base with Granite Gray Top & Doors (426).

6" Casters: 2 fixed, 2 swivel, 2 with brake.

Top work area dimensions: 22½" x 26"



Work station shown with optional cutting board (CB1220).

CODE	DESCRIPTION	DIMENSIONS L x W x H	CASE LBS. (CUBE)
KWS40	Work Station	40⅞" x 32½" x 45½"	148.47 (39.41)
CB1220	Cutting Board	21" x 13⅞" x ½"	4 (0.31)

Case Pack: 1

Equipment Stand

- Perfect for self-serve stations, prep areas or cash register service.
- Counter and side openings for electrical cords and cables.
- Durable, lightweight polyethylene will not crack, dent, bubble, chip, rust or break.
- No assembly required.

Colors: Black (110).

5" Casters: 2 fixed, 2 swivel with brake.

* Special order item not carried in stock – non-returnable.








Cutaway chair area gives ample space for comfortable seating.

CODE	DESCRIPTION	OVERALL DIMENSIONS W (W/TRAY RAILS) x D x H	CASE LBS. (CUBE)
ES28	Stand only	28" x 28" x 39"	76 (19.15)
ES28RL*	Stand w/Rails on right and left sides of drawer	44" x 28" x 39"	85.33 (19.07)

Height includes casters.

Camcruiser® Vending Carts

- Add revenue opportunities away from the kitchen or cafeteria and reduce wait times.
- Durable polyethylene will not crack, dent, bubble, chip, rust or break.
- Display panel can be personalized with a custom logo or message.
- Larger models CVC724 & CVC72 have insulated food storage compartments and full-size food pan wells.
- The compact CVC55 has two open storage compartments, a single food pan well and cutting board.

Cart Color	Umbrella Color
Black (110)	
Hot Red (158)	
Kentucky Green (519)	
Granite Gray (191)	
Granite Green (192)	



CVC724
OPEN COMPARTMENT DIMENSIONS:
W 13 $\frac{3}{4}$ " x D 24 $\frac{1}{4}$ " x H 13 $\frac{3}{4}$ "
W 33,5 x D 61,5 x H 34 cm

CVC724 & CVC72



CVC724 has four full size food pan wells. Fill with cutting boards or well covers to create additional work space.



CVC72 One full size food pan well and two larger merchandising wells.



Open holding compartment conveniently stores cash box and tray.



Place one or two half size Camchillers® directly on top of food pan well to hold cold packaged foods cold.

CODE	CVC724	CVC72	CVC55
OVERALL DIMENSION*	L 74$\frac{1}{2}$" x W 31$\frac{3}{4}$" x H 94"	L 74$\frac{1}{2}$" x W 31$\frac{3}{4}$" x H 94"	L 55$\frac{3}{16}$" x W 31$\frac{1}{4}$" x H 93$\frac{1}{2}$"
WORK COUNTER HEIGHT	36 $\frac{1}{2}$ " (93 cm)	36 $\frac{1}{2}$ " (93 cm)	39 $\frac{3}{4}$ " (101 cm)
COUNTER WELLS HOLD	4 full size pans, 6" deep	Center well, 1 full size pan, 6" deep 2 outer wells, L 22 $\frac{1}{8}$ " x W 15 $\frac{3}{8}$ " x D 6"	1 full size pan, 6" deep
CLOSED COMPARTMENT CAPACITY (EACH)	2 full size 8" + 2 full size 2 $\frac{1}{2}$ " deep pans or 4 full size 6" deep pans or 6 full size 4" deep pans or 8 full size 2 $\frac{1}{2}$ " deep pans or 4 each 2025 Camtrays or 8 each 3253 Camtrays	2 full size 8" + 2 full size 2 $\frac{1}{2}$ " deep pans or 4 full size 6" deep pans or 6 full size 4" deep pans or 8 full size 2 $\frac{1}{2}$ " deep pans or 4 each 2025 Camtrays or 8 each 3253 Camtrays	—
OPEN COMPARTMENT CAPACITY	1 cash drawer and 1 full size 6" deep pan or 2 full size 4" deep pans or 3 full size 2 $\frac{1}{2}$ " deep pans	1 cash drawer and 1 full size 6" deep pan or 2 full size 4" deep pans or 3 full size 2 $\frac{1}{2}$ " deep pans	—
UMBRELLA DIAMETER	72" (183 cm)	72" (183 cm)	60" (152 cm)
CASTERS	8" — 4 swivel with brake	8" — 4 swivel with brake	6" — 2 fixed, 2 swivel with brake
CASH DRAWER	Yes	Yes	—
MENU BOARD	Yes	Yes	—
DISPLAY PANEL	Yes	Yes	Yes
MOLDED IN HANDLES	2	2	1
CASE LBS. (CUBE)	265.6 (74.42)	283 (76.59)	167.65 (45.65)

* Includes Umbrella. Serving counter height is 51".

Camcruiser® Vending Carts



CVC55
Unit ships with umbrella and cutting board.
Front display panel can be personalized.

Cutting Board Color: White (148).
Camchiller® Color: Cold Blue (159).
Divider Bar Colors: White (148),
Clear (135).
Retainer Strap Color: Black (110).
ThermoBarrier® Color: Slate Blue (401).
.....
Well Cover Color matches cart.
.....
CVC55 is covered by U.S. Patent
D 362,102.
.....



Compartments are open for storage and easy access to equipment and supplies for your vending operations. Optional retainer strap is sold separately.

LEFT COMPARTMENT DIMENSIONS:
W 24¼" x **D** 28½" x **H** 27½"

RIGHT COMPARTMENT DIMENSIONS:
W 21½" x **D** 28½" x **H** 27½"



Pizza Camcruiser



Sandwich Camcruiser



Hot Dog Camcruiser



Soft Drink Camcruiser

Personalize your Camcruiser Cart to promote your brand.

Front Display Panel

"Campus Cuisine" display panel standard on CVC724 & CVC72.
Striped panel standard on CVC55.

Set Up Charge per Panel \$ 135.00 (Net)

Charge per Color 10.00 (Net)

CVC55



Set up with full and fractional size food pans and divider bars to increase product offerings.



Electrical or soda line conveniently drops through 4" x 6¼" opening in counter. Cover is standard with cart.

CODE	DESCRIPTION	FITS	OVERALL DIMENSIONS L x W x H	CASE LBS. (CUBE)
Optional Accessories				
CB1220	Cutting Board	CVC724, CVC72, CVC55	21" x 13⅞" x ½"	4 (0.31)
CP1220	Full GN Camchiller	CVC724, CVC72	20⅜" x 12⅞" x 1½"	8.15 (0.32)
CP1210	½ GN Camchiller	CVC724, CVC72	10⅞" x 12⅞" x 1½"	3.8 (0.18)
DIV12	Divider Bar	CVC724, CVC72, CVC55	Well Only	0.05 (0.02)
WCR1220	Well Cover	CVC724, CVC72, CVC55	21" x 13" x 2"	5 (0.55)
730STP	Retainer Strap	CVC55	—	1 (0.05)

DIV12 Case Pack: 3 - 1200DIV **Case Pack:** 2 - All Others **Case Pack:** 1 Camchiller, ThermoBarrier & Divider Bar are NSF listed.


Booster Seats & Versa Organizers

Booster Seats

- Contoured seat, high sides, wide square base and non-skid surface for toddler comfort and safety.
- Choose from dual or single seat models, with or without strap.
- Durable polyethylene will not crack, dent, bubble, chip, rust or break.

Colors: Black (110), Dark Brown (131), Coffee Beige (157), Navy Blue (186), Kentucky Green (519), Hot Red (158).

No broken cartons on 4 pack.



A Single Seat

B Dual Seat



Booster seats are available with or without straps.

Dimensions	W x D x H
Overall	11 ⁵ / ₈ " x 11 ¹ / ₄ " x 8 ⁵ / ₈ "
Seat Base	8 ³ / ₄ " x 9 ³ / ₄ "
Inside Seat	9 ¹ / ₂ " x 9 ³ / ₄ " x 4 ³ / ₈ "

Dimensions	W x D x H
Overall	12 ⁷ / ₁₆ " x 12 ¹ / ₄ " x 9 ⁵ / ₈ "
Seat Base A	12 ⁷ / ₁₆ " x 12 ¹ / ₄ "
Seat Base B	12 ⁵ / ₈ " x 12 ¹ / ₈ "
Inside Seat A	8 ¹ / ₄ " x 9 ⁵ / ₈ " x 3 ¹ / ₄ "
Inside Seat B	10 ³ / ₄ " x 10 ³ / ₄ " x 4 ³ / ₄ "

CODE	100BC	100BC1	100BCS
Single Seat			
DESCRIPTION	no strap	no strap	with strap
CASE PACK	4	1	4
CASE LBS. (CUBE)	9.8 (2.11)	2.82 (0.67)	12.2 (2.08)

CODE	200BC	200BC1	200BCS
Dual Seat			
DESCRIPTION	no strap	no strap	with strap
CASE PACK	4	1	4
CASE LBS. (CUBE)	17 (3.76)	4.4 (0.99)	16.8 (3.76)

Versa Organizers

- Use to store non-perishable condiments, disposable ware and napkins.
- Hold bins in 2 x 3, 2 x 4, 3 x 3, or 3 x 4 arrangements.
- Made of seamless, one-piece polyethylene.
- Set on flat surface or wall mount each bin holds up to 10 lbs. (4,5 Kg).
- Easy to assemble and easy to clean.

Bins Only

Colors: Coffee Beige (157), Dark Brown (131), Black (110), Slate Blue (401), Speckled Gray (480).

Versa Line Combined Pack Bins & Racks

Colors: Dark Brown (131), Black (110), Speckled Gray (480).



12RS12 Versa Organizer shown mounted on wall.



Bins sold separately (5412CBP) or as combined packs.



8RS8



6RS6

CODE	DESCRIPTION	PRODUCT DIMENSIONS	CASE PACK	CASE LBS. (CUBE)
Bins				
5412CBP		W x D x H 5" x 12" x 4 ¹ / ₄ "	12	7.84 (1.78)
Versa Line Combined Pack				
12RS12	Rack w/12 bins	L x D x H (complete unit) 25 ⁵ / ₈ " x 21 ³ / ₈ " x 14 ¹ / ₄ "	1	14.77 (3.29)
9RS9	Rack w/9 bins	20 ⁵ / ₈ " x 21 ³ / ₈ " x 14 ¹ / ₄ "	1	11.76 (2.65)
8RS8	Rack w/8 bins	25 ⁵ / ₈ " x 17 ³ / ₄ " x 9 ³ / ₄ "	1	9.81 (2.33)
6RS6	Rack w/6 bins	20 ⁵ / ₈ " x 17 ³ / ₄ " x 9 ³ / ₄ "	1	7.84 (1.64)



Portable CamBars®




- Stylish, portable beverage bars for hosting in any environment.
- Select from three systems: economy for bottle and can service, partial or complete soda gun set up systems for pre-mix (canisters) or post-mix (bag-in-box).
- Choose between three sizes.
- Large BAR730 is perfect for banquets and cocktail events.
- Mid-size BAR650 fits into standard elevators and is ideal for small to mid-size functions.
- Small BAR540 is ultra portable for off-premise use and events with limited space.
- All models include speed rail and 80-pound capacity ice sink with cover.*
- Impact-resistant, waterproof polyethylene will not crack, dent, bubble, chip, rust or break.
- Lightweight and portable.
- Easy to take apart and clean, easy to set up.

* BAR540 sink comes uncovered.



Three Sizes

Three Systems

	Economy System <ul style="list-style-type: none"> • For Bottle, Can, or Mixer Service • Includes Ice Bin & Speed Rail • Standard or Designer Decor 	Basic System <ul style="list-style-type: none"> • Partially Equipped for Post or Pre-Mix Soda Service • Operator Completes Installation • Standard or Designer Decor 	Complete System <ul style="list-style-type: none"> • Completely Factory Equipped for Post or Pre-Mix Soda Service • Standard or Designer Decor
Large BAR730 Models 	Standard Decor BAR730 Designer Decor BAR730DS	Standard Decor BAR730CP Designer Decor BAR730DSCP	Standard Decor BAR730PM, BAR730PMT, BAR730PMT220, BAR730DX Designer Decor BAR730DSPM, BAR730DSPMT, BAR730DSPMT2, BAR730SDX
Mid-Size BAR650 Models 	Standard Decor BAR650 Designer Decor BAR650DS	Standard Decor BAR650CP Designer Decor BAR650DSCP	Standard Decor BAR650PM, BAR650PMT, BAR650PMT220, BAR650DX Designer Decor BAR650DSPM, BAR650DSPMT, BAR650DSPMT2, BAR650SDX
Small BAR540 Models 	Standard Decor BAR540 Designer Decor BAR540DS	N/A	N/A

Portable CamBars®

Standard Equipment, Soda Guns, Standard Colors and Designer Decor Packages

	ECONOMY			BASIC SYSTEM		COMPLETE SYSTEM POST-MIX (Bag in Box)				COMPLETE SYSTEM PRE-MIX (Canisters)	
STANDARD DECOR EQUIPMENT	BAR540 BAR540DS	BAR650 BAR650DS	BAR730 BAR730DS	BAR650CP BAR650DSCP	BAR730CP BAR730DSCP	BAR650PM BAR650DSPM	BAR650PMT BAR650DSPMT	BAR730PM BAR730DSPM	BAR730PMT BAR730DSPMT	BAR650DX BAR650SDX	BAR730DX BAR730SDX
Bag In Box Syrup Pumps						3	3	6	6		
Bag In Box Rack (Holds 3 Boxes)						1	1	2	2		
Carbonator						YES	YES	YES	YES		
CO ₂ Regulator						YES	YES	YES	YES	YES	YES
CO ₂ Clamp & Chain				YES	YES	YES	YES	YES	YES	YES	YES
Ice Sink – 8 Circuit Cold Plate				YES	YES	YES	YES	YES	YES	YES	YES
Ice Sink and Cover	Sink Only	YES	YES	YES	YES	YES	YES	YES	YES	YES	YES
Retainer Strap		1	2	1	2	1	1	2	2	1	2
Soda Gun (5, 6 or 8 buttons)						5	5	8	8	5	6
Speed Rail (5 or 7 bottle)	5	7	7	7	7	7	7	7	7	7	7
Water Pump							YES		YES		
Water Tank							YES		YES		
Water Line Hook Up (city source)						YES		YES			
Waste Water Bin		YES	YES	YES	YES	YES	YES	YES	YES	YES	YES
Vinyl Cover	YES	YES	YES	YES	YES	YES	YES	YES	YES	YES	YES

Casters: All BAR540 Models - Four 5" swivel, two with brake. All BAR650 and BAR730 Models - Four 6" swivel, two with brake.

Soda Guns by Wunder-Bar®

- Fast, low foaming delivery
- Includes holster with overflow drain
- Two year warranty from Wunder-Bar®
- Available with complete systems only



Post-Mix 8 Button
(BAR730 Complete System)



Post-Mix 5 Button
(BAR650 Complete System)



Pre-Mix 6 Button
(BAR730 Complete System)



Pre-Mix 5 Button
(BAR650 Complete System)

Standard and Designer Decor Packages

Standard Decor BAR540, BAR650, BAR730



BAR650, BAR730 Only



BAR540 Only




BAR730 & BAR650 Speed Rail Colors: Black (110), Gray Marble (188), Brown Mahogany (189), Granite Gray (191), Granite Sand (194).

BAR540 Speed Rail Colors: Dark Brown (131), Coffee Beige (157), Black (110), Slate Blue (401), Gray (180), Granite Gray (191).

Designer Decor BAR540 Only



BAR650, BAR730 Only



Optional Accessories for CamBars

CODE	DESCRIPTION	CASE LBS. (CUBE)
650WS	Wire Shelf for BAR650	5.50 (1.23)
730WS	Wire Shelf for BAR730	5.1 (1.49)
730SR	7 Bottle Speed Rail	5.25 (1.33)
BAR54SR	5 Bottle Speed Rail	5.50 (1.33)
730BIBR	Bag in Box Racks (2)	—
650BIBR	Bag in Box Rack (1)	—

Case Pack: 1

Large CamBars® – Complete Systems BAR730

Post-mix System for 5-gallon, Bag-in-box Syrup

Holds up to 6 syrup boxes and 1 CO₂ tank

Standard Decor

Dimensions: L 72¾" x W 26" x H 48"

CODE	BAR730PM	BAR730PMT	BAR730PMT220
VOLTS	110	110	220
WATER TANK	NO	YES	YES
UNIT WEIGHT	324 lbs.	344 lbs.	344 lbs.
CASE LBS. (CUBE)	360 (58.75)	380 (58.75)	380 (58.75)

Designer Decor

Dimensions: L 77½" x W 28½" x H 47½"

CODE	BAR730DSM	BAR730DSPMT	BAR730DSPMT2
VOLTS	110	110	220
WATER TANK	NO	YES	YES
UNIT WEIGHT	362 lbs.	382 lbs.	382 lbs.
CASE LBS. (CUBE)	398 (67.02)	418 (67.02)	418 (67.02)

BAR730PM and BAR730DSM

Includes the standard equipment from the Basic System plus

- Post-mix soda gun with 8 buttons
- Carbonator
- 2 stainless steel syrup box racks
- 6 bag-in-box pumps
- CO₂ regulator gauge & tubing, hose & lines
- Line for city water hook-up

BAR730PMT, BAR730DSPMT, BAR730PMT2 & BAR730DSPMT2

Includes all the above plus 1, 17-gallon (64,3 L) water tank and 1 water pump. Line for city water hook-up not included.



Vinyl cover included with all CamBars. Cover not NSF listed.



BAR730DX



BAR730DSPMT
(with water tank)

Pre-mix System for 5-gallon (18,9 L) Soda Canisters

Holds up to 7 canisters and 1 CO₂ tank

	Standard Decor	Designer Decor
CODE	BAR730DX	BAR730DSDX
DIMENSION	L 72¾" x W 26" x H 48"	L 77½" x W 28½" x H 47½"
WATER TANK	NO	YES
UNIT WEIGHT	264 lbs.	274 lbs.
CASE LBS. (CUBE)	356 (63.56)	338 (67.02)

BAR730DX and BAR730DSDX

Includes

- Pre-mix soda gun with 6 buttons
- Sealed-in cold plate w/8 circuits
- CO₂ chain
- 7-bottle speed rail
- 80-pound (36,3 Kg) capacity ice sink
- Ice sink cover
- Waste-water bin
- 2 retainer straps
- 4, 6" (15,2 cm) swivel casters, 2 with brake
- Vinyl cover



BAR730DX

Large CamBars® – Economy and Basic Systems BAR730

Economy System BAR730

For Bottle, Can or Mixer Service

	Standard Decor	Designer Decor
CODE	BAR730	BAR730DS
DIMENSION	L 72¾" x W 26" x H 48"	L 77⅞" x W 28½" x H 47½"
UNIT WEIGHT	205 lbs.	232 lbs.
CASE LBS. (CUBE)	229 (58.75)	295 (67.02)

Includes

- 7-bottle speed rail
- 80-pound (36,3 Kg) capacity ice sink
- Ice sink cover
- Waste-water bin
- 2 retainer straps
- 4, 6" (15,2 cm) swivel casters, 2 with brake
- Vinyl cover



BAR730DS
(shown with four
optional wire racks)

Basic System BAR730

Partially Equipped for Soda Service

Requires customer installation of pre-mix
or post-mix soda gun system

	Standard Decor	Designer Decor
CODE	BAR730CP	BAR730DSCP
DIMENSION	L 72¾" x W 26" x H 48"	L 77⅞" x W 28½" x H 47½"
UNIT WEIGHT	254 lbs.	292 lbs.
CASE LBS. (CUBE)	290 (58.75)	409 (68.46)

Includes

- Sealed-in cold plate w/8 circuits
- CO₂ chain
- 7-bottle speed rail
- 80-pound (36,3 Kg) capacity ice sink
- Ice sink cover
- Waste-water bin
- 2 retainer straps
- 4, 6" (15,2 cm) swivel casters, 2 with brake
- Vinyl cover



BAR730DSCP (shown with
four optional wire racks)

Mid-Size CamBars® – Complete Systems BAR650

Post-mix System for 5-gallon (18,9 L)
Bag-in-box Syrup

Holds up to 3 syrup boxes and 1 CO₂ tank

Standard Decor

Dimensions: L 67½" x W 28½" x H 47½"

CODE	BAR650PM	BAR650PMT	BAR650PMT220
VOLTS	110	110	220
WATER TANK	NO	YES	YES
UNIT WEIGHT	335 lbs.	335 lbs.	335 lbs.
CASE LBS. (CUBE)	360 (59.09)	380 (59.09)	360 (59.09)

Designer Decor

Dimensions: L 67½" x W 28½" x H 47½"

CODE	BAR650DSPM	BAR650DSPMT	BAR650DSPMT2
VOLTS	110	110	220
WATER TANK	NO	YES	YES
UNIT WEIGHT	342 lbs.	362 lbs.	362 lbs.
CASE LBS. (CUBE)	367 (59.09)	387 (59.09)	450.50 (59.56)

BAR650PM and BAR650DSPM

Includes the standard equipment from Basic System plus

- Post-mix soda gun with 5 buttons
- Carbonator
- Stainless steel syrup box rack
- 3 bag-in-box pumps
- CO₂ regulator gauge & tubing, hose & lines
- Line for city water hook-up

**BAR650PMT, BAR650DSPMT,
BAR650PMT2 & BAR650DSPMT2**

Includes all the above plus 1, 17-gallon (64,3 L) water tank and 1 water pump. Line for city water hook-up not included.



BAR650DSPMT
(with water tank)

Pre-mix System for 5-gallon (18,9 L) Soda Canisters

Holds up to 5 canisters and 1 CO₂ tank

	Standard Decor	Designer Decor
CODE	BAR650DX	BAR650SDX
DIMENSION	L 67½" x W 28½" x H 47½"	L 67½" x W 28½" x H 47½"
UNIT WEIGHT	285 lbs.	292 lbs.
CASE LBS. (CUBE)	340.2 (52.91)	317 (59.09)

BAR650DX and BAR650SDX
Includes

- Pre-mix soda gun with 5 buttons
- Sealed-in cold plate w/8 circuits
- CO₂ chain
- 7-bottle speed rail
- 80-pound (36,3 Kg) capacity ice sink
- Ice sink cover
- Waste-water bin
- Retainer strap
- 4, 6" (15,2 cm) swivel casters, 2 with brake
- Vinyl cover



BAR650SDX

Mid Size and Small CamBars® – Economy and Basic Systems

Economy System BAR650 – Mid-Size Model

For Bottle, Can or Mixer Service

	Standard Decor	Designer Decor
CODE	BAR650	BAR650DS
DIMENSION	L 67½" x W 28½" x H 47½"	L 67½" x W 28½" x H 47½"
UNIT WEIGHT	185 lbs.	192 lbs.
CASE LBS. (CUBE)	210 (59.09)	217 (59.09)

Includes

- 7-bottle speed rail
- 80-pound (36,3 Kg) capacity ice sink
- Ice sink cover
- Waste-water bin
- Retainer strap
- 4, 6" (15,2 cm) swivel casters, 2 with brake
- Vinyl cover



BAR650DS
(shown with two
optional wire racks)

Basic System BAR650 – Mid-Size Model

Partially Equipped for Soda Service

Requires customer installation of pre-mix
or post-mix soda gun system

	Standard Decor	Designer Decor
CODE	BAR650CP	BAR650DSCP
DIMENSION	L 67½" x W 28½" x H 47½"	L 67½" x W 28½" x H 47½"
UNIT WEIGHT	264 lbs.	271 lbs.
CASE LBS. (CUBE)	317.8 (52.91)	307 (59.09)

Includes

- Sealed-in cold plate with 8 circuits
- CO₂ chain
- 7-bottle speed rail
- 80-pound (36,3 Kg) capacity ice sink
- Ice sink cover
- Waste-water bin
- Retainer strap
- 4, 6" (15,2 cm) swivel casters, 2 with brake
- Vinyl cover



BAR650DSCP
(shown with two optional
wire racks)

Economy System BAR540 – Small Model

For Bottle, Can, or Mixer Service

Dimensions: L 54" x W 25½" x H 46½"

	Standard Decor	Designer Decor
CODE	BAR540	BAR540DS
UNIT WEIGHT	115 lbs.	120 lbs.
CASE LBS. (CUBE)	140 (39.57)	145 (39.57)

Includes

- 5-bottle speed rail
- 80-pound (36,3 Kg) capacity ice sink
- 4, 5" (12,7 cm) swivel casters, 2 with brake
- Vinyl cover



BAR540DS

SlidingLid™ Ice Caddies

- Polyethylene body and thick foam insulation hold ice for days.
- Rugged, all-weather exterior will not crack, dent, bubble, chip, rust or break.
- Unique sliding lid slides back and under during use, reducing risk of cross-contamination.
- Recessed well and drain shelf keep ice out of water, extending holding times.
- Recessed, molded-in handles ease lifting and maneuvering.
- No assembly required.



ICS125L
(Short)



ICS175T
(Tall)



ICS175LB
(Short) Shown with Rear Easy Wheels.



ICS175TB
(Tall) Shown with Rear Easy Wheels.



ICS200TB
(Tall) Shown with Rear Wide Easy Wheels.



ICS100L4S
(Short)

ICS100L
(Short)



These units feature a slant top sliding lid, hold up to 100 lbs. of ice and fit under prep/catering tables, counters or the CamKiosk Bridge.



Colors: Black (110), Slate Blue (401), Dark Brown (131), Coffee Beige (157), Gray (180), Granite Gray (191), Granite Green (192).

Personalization available. Special quote only. Contact customer service.

SlidingLid Ice Caddies ICS125L and ICS125LB are covered by US Patent D 468,071 S. SlidingLid Ice Caddies ICS100L and ICS100L4S are covered by US Patent D 424,883.



Caster Descriptions

Refers to caster type in chart.
All casters are 5".

A: 2 fixed, 2 swivel, 1 with brake

A1: 2 swivel, 2 with brakes

B: 4 swivel, 1 with brake

C: 2 swivel, 1 with brake,
2, 8" Easy Wheels

D: 2 swivel, 1 with brake,
2, 10" Easy Wheels

E: 2 swivel, 1 with brake,
2, 10" Wide Easy Wheels



CODE	HOLDING CAPACITY LBS.	EXTERIOR DIMENSIONS W x D x H	CASTER TYPE	CASE LBS. (CUBE)
Short				
ICS100L	100	22½" x 30¼" x 28¾"	A1	53 (11.54)
ICS100L4S	100	22½" x 30¼" x 28¾"	B	59 (11.88)
ICS125L	125	23" x 31½" x 29¼"	A	60.33 (13.33)
ICS125LB	125	23" x 31½" x 29¼"	C	71 (13.16)
ICS175L	175	24" x 37½" x 29¼"	A	78 (16.3)
ICS175LB	175	24" x 37½" x 29¼"	D	80 (16.3)
Tall				
ICS125T	125	23" x 31½" x 34½"	A	70.6 (15.46)
ICS175T	175	23" x 34" x 37½"	A	80.6 (18.06)
ICS175TB	175	23" x 34" x 37½"	D	83.67 (18.25)
ICS200TB	200	23" x 34" x 39½"	E	98 (19)

Case Pack: 1 **InStock Colors:** Black (110), Dark Brown (131).